

WEGMANN automotive
GmbH & Co. KG
Rudolf-Diesel-Straße 6
D-97209 Veitshöchheim

Phone: +49 (0) 931-3 2104-0
Fax: +49 (0) 931-3 2104-999

www.hofmann-powerweight.com
sales@hofmann-powerweight.com



PRODUCT CATALOGUE *2014/2015*

A man with short brown hair, wearing a dark blue racing suit with red and white accents, is shown from the chest up, looking out from the cockpit of a race car. The background is a blurred racetrack with other cars and grandstands.

QUALITY

YOU CAN RELY ON

Quality is in the details. To build an impeccable reputation of high quality as a manufacturer, you must start with superb raw materials and end with exceptional on-time delivery to the customer. In between lies a multitude of production steps, all of which must be planned and executed utilizing modern, fully automated production systems. As the number one original equipment supplier in the world, HOFMANN POWER WEIGHT guarantees that its products will meet and exceed the highest quality standards in the industry. We are committed to ensuring your success.

INNOVATION

THAT INSPIRES

HOFMANN POWER WEIGHT is known as the global industry leader for innovative new ideas in the wheel balance segment. Innovation to the tiniest detail is what drives us and inspires us to continue to develop great new products and manufacture them with absolute precision in both mass production and limited edition. Through new ideas, we are able to set ourselves apart from others in the industry and deliver exceptional value to the marketplace. HOFMANN POWER WEIGHT offers OEM quality and high quality universal wheel balance weights, as well as other wheel and tyre related products, for passenger cars, trucks and motorcycles. Our innovation never stops.



SERVICE

FOR THE HIGHEST DEMAND

HOFMANN POWER WEIGHT is committed to providing its customers with world-class customer support. Our goal is to become a partner, not just a product supplier. We do this by anticipating the needs of the market, by acting quickly to requests and delivering products with speed and accuracy, and by servicing our customers with knowledge and competence. This is only possible because of our global network of facilities spread across four continents and through our rapid first-class customer support teams in service, logistics and sales. At HOFMANN POWER WEIGHT, we guarantee that we can successfully service your needs no matter where you are in the world.





THE BRAND ////////////////////////////////////// 10

THE PROMISE ////////////////////////////////////// 12

THE IMPORTANCE OF BALANCING ////////////////////////////////////// 14

 THE SIX OPTIONS FOR BALANCING ////////////////////////////////////// 16

PASSENGER CAR WEIGHTS ////////////////////////////////////// 17

 PASSENGER CAR KNOCK-ON WEIGHTS ////////////////////////////////////// 19

 ZINC KNOCK-ON WEIGHTS FOR STEEL RIMS ////////////////////////////////////// 20

 ZINC KNOCK-ON WEIGHTS FOR ALUMINIUM RIMS ////////////////////////////////////// 22

 LEAD KNOCK-ON WEIGHTS ////////////////////////////////////// 24

 PASSENGER CAR SAFETY WEIGHTS ////////////////////////////////////// 25

 PASSENGER CAR ////////////////////////////////////// 29

 ZINC ADHESIVE WEIGHTS FOR ALUMINIUM RIMS ////////////////////////////////////// 30

 NEW: ADHESIVE ROLLS FOR ALUMINIUM RIMS ////////////////////////////////////// 36

 NEW: SPEEDCUT® AND ACCESSORIES ////////////////////////////////////// 37

 LEAD ADHESIVE WEIGHTS FOR ALUMINIUM RIMS ////////////////////////////////////// 38

MOTORCYCLE WEIGHTS ////////////////////////////////////// 39

 ZINC SPOKE WEIGHTS FOR ALUMINIUM RIMS ////////////////////////////////////// 41

 ADHESIVE WEIGHTS FOR ALUMINIUM RIMS ////////////////////////////////////// 42

TRUCK WEIGHTS ////////////////////////////////////// 43

 KNOCK-ON WEIGHTS FOR STEEL RIMS ////////////////////////////////////// 44

 ADHESIVE WEIGHTS FOR ALUMINIUM RIMS ////////////////////////////////////// 46

SPECIAL TOOLS & PASTES ////////////////////////////////////// 47

VALVES ////////////////////////////////////// 50

 PASSENGER CAR ////////////////////////////////////// 52

 SNAP-IN ////////////////////////////////////// 52

 CLAMP-IN ////////////////////////////////////// 53

 ACCESSORIES FOR PASSENGER CAR ////////////////////////////////////// 55

 TRUCK ////////////////////////////////////// 56

 ACCESSORIES FOR TRUCK ////////////////////////////////////// 58















 TRACTOR ////////////////////////////////////// 59

 EARTHMOVER ////////////////////////////////////// 60

 MOTORCYCLES & SCOOTER ////////////////////////////////////// 61

CUSTOMER SERVICE & ORDERING ////////////////////////////////////// 62

LEGEND

 ZINC	 ALUMINIUM RIM	 PASSENGER CAR	 COATED
 LEAD	 STEEL RIM	 MOTORCYCLE	 SPEEDLINER®
 STEEL		 LIGHT TRUCK	 SPEEDLINER® TECHNOLOGY
 POLY-PROPYLENE		 TRUCK	 OEM PRODUCT

MILESTONES OF A SUCCESS STORY

WITH A TRADITION OF INNOVATION AND WORLDMARKET LEADERSHIP

THE BRAND

1931 ESTABLISHING THE COMPANY



In 1920, as a chief engineer for agricultural machinery, Dionys Hofmann Senior began to develop balancing machines and founded his first company in 1931 in Germany.

In 1933, Dionys needed more space to accommodate his growing business and he acquired a larger premise in Darmstadt together with his brother Roman. The company, named Dionys Hofmann, was later relocated to Genkingen near Tuttlingen. By a lucky coincidence, in 1947 there were several vacant textile companies in Onstmettingen (today known as Albstadt) that were available for rent so the company moved again and started the production of balancing machines on a larger scale. As production grew into mass production, Dionys was facing a new challenge; the need to acquire raw materials such as steel and iron, both of which could only be purchased through a ration card at the time. Through compensation deals, the company was able to flourish and mass production of machines was possible. The company was able to employ more than 80 people and enjoyed great success in its early formation.

In 1920, as a chief engineer for agricultural machinery, Dionys Hofmann Senior began to develop balancing machines and founded his first company in 1931 in Germany.



The early days in the foundry

1949 FIRST PRODUCTION OF WEIGHTS

A need was realized for something simple and easy to aid in the balancing process of wheels. After the completion of several hand molds made of plaster, Dionys collected lead scrap bullets from the local gun club to use for raw material – the first lead wheel weights were born. Because money was tight in 1951, the path to the first wheel weight production building was hard work. After closing time, the workforce worked at night to dig the groundwork for a new facility with pick and shovel. Those individuals laid the foundation of a commitment to hard work, which is still seen in our workforce today.

1951 WORLD RECORD BY WILHELM HERZ

In 1951 there was an unforgettable day for Dionys Hofmann and his workforce: motorcycle racer Wilhelm Herz personally came to Onstmettingen to balance his wheels at the Dionys Hofmann facility. The long travel trip for Wilhelm payed off, as with his perfectly balanced wheels he went on to set a new world speed record. On the motorway Munich – Ingolstadt he reached 284.8 km/h. The Hofmann wheel weights had passed their first test with flying colours.



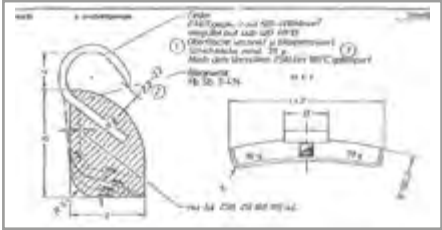
Wilhelm Herz



Production building Albstadt



Wilhelm Herz with his motorcycle



Technical drawing of a knock-on weight

1965 CASTING BY HAND

The business flourished in the following years. In 1965, up to 60 workers were employed in the wheel weight foundry, each of them producing about 2,500 wheel weights per day.



Casting by hand



Company headquarters Veitshöchheim

2011 EXCLUSIVE SUPPLIER OF FORMULA 1 CLASS

Beginning with the 2011 race season, HOFMANN POWER WEIGHT became the proud supplier of Formula 1 class vehicles. As a partner and supplier of balance weights for all types of motorsports, race teams and drivers are able to benefit from the use of our innovative balance products under extreme conditions. Features like the quick and easy application and strong adhesion of our products play a crucial role in motorsports. Our engineers work closely with many racing teams and motorsport professionals, oriented towards delivering innovative products to the individual customers needs, with a focus on high precision and safety in any condition. The technical knowledge we gain through these development processes is directly transferred into series production, so every driver always starts off with the most innovative and safest weights on their own personal vehicle.



Development of the first zinc knock-on weights



Exclusive supplier of Formula 1 class



SPEEDLINER® Tape

1931	1949	1951	1960	1965	1978	2001	2006	2011	2012	2014
Company is founded	Production of the first weights	Wilhelm Herz sets world record with balancing weights from HOFMANN POWER WEIGHT	Production of the first safety weight (2-piece) for MERCEDES-BENZ	Development and production of the first adhesive weight for PORSCHE	Development of knock-on weights for AUDI and VOLKSWAGEN	Development of the first zinc-balancing weights on the basis of the EU ELV Directive	To be prepared for the future, a new and modern production site in Veitshöchheim is opened	Exclusive supplier of the Formula 1 class	Introduction of the SPEEDLINER® tape	Expansion of the product range to include valves

FOR EACH WHEEL THE PROPER FITTING WHEEL WEIGHT.

HOFMANN POWER WEIGHT OFFERS A FULL RANGE OF WHEEL BALANCING WEIGHTS FOR EVERY RIM TYPE.

Whether as a partner in OEM or as a supplier in the spare parts business, you always benefit from the full expertise of the market leader HOFMANN POWER WEIGHT – across the entire product range.

MAXIMUM ADHESIVE STRENGTH – SPEEDLINER® TECHNOLOGY

All adhesive bars are equipped with a perforated tape* with the innovative *SPEEDLINER®* technology. Thanks to the perforation, the individual segments can be separated easily and without tools. The *SPEEDLINER®* tape is a great relief for working in the workshop mainly because of its residue-free removal during subsequent disassembly of the weights. By using our high performance adhesive tape in OEM quality an adhesive strength of min. 30 N/cm² is guaranteed. Furthermore, all the tapes resist to an ambient temperature test from – 40 °C to + 250 °C (used in motor-sport with up to + 650 °C ambient temperature). All zinc adhesive weights are manufactured using a unique manufacturing method of a fine zinc alloy. Thus a high deformability is ensured, which significantly simplifies the pre-bending before attachment.

*zinc adhesive bars only

PERFECT FIT

HOFMANN POWER WEIGHT knock-on wheel weights are made of a fine zinc alloy. With the broad available range of weight types and weight sizes the best fit for any type of rim can be assured. In addition, the extra-strong clips meet OEM requirements and provide a secure fit in all driving situations.



PREMIUM COATING & HIGHEST CORROSION PROTECTION

Coated balancing weights preserve any rim from damage due to contact corrosion. The high quality OEM coating protects the weight optimally against environmental influences, even under extreme conditions. See comparison coated/uncoated weights in self-test on the right side.

All weights are correspondingly subjected to OEM specifications 480 hours salt spray test according to DIN 9227 and ADTM B 117-73.



COATED WEIGHTS:
Sealed epoxy finish. The result:
no oxidation of surface.



UNCOATED WEIGHTS:
Contact corrosion of surface

COMPARISON COATING



UNCOATED WEIGHT:
Contact corrosion of the surface.



COATED WEIGHT:
No corrosion.

REASON FOR CONTACT CORROSION:

Electric charge of various materials

- | | | |
|-------------|-------------|-------------|
| ■ Al – 1,69 | ■ Zn – 0,76 | ■ Fe – 0,44 |
| ■ Pb – 0,13 | ■ Cu + 0,35 | ■ Au + 1,38 |

The more electronegative charged material is attacked by the lower one.

TÜV CERTIFIED QUALITY

After being successfully certified in 1995 according to DIN EN ISO 9001, we expanded our efforts in 1998 on the extension to the QS-9000 and VDA 6.1 – with success.

In April 1998 we were certified as the first OE manufacturer of wheel balancing weights in Europe according to DIN EN ISO 9001, QS 9000 and VDA 6.1. In 2004, the certification of ISO/TS 16949:2002 and ISO 14001 was achieved. Since May 2010, we were certified to ISO/TS 16949:2009 with Product Development, as well as to ISO 9001:2008 with product design and UM 14001:2009 with product development.



PERFORMANCE GENERATING STANDARDS


Our success speaks for itself – nearly every major automotive manufacturer (OEM) in the world relies on HOFMANN POWER WEIGHT balancing weights.

The comprehensive product range, the on-site support and short delivery provide a reliable basis for partnership with "global players". Here the products convince millions of times by the highest quality – made in Germany.



2012 Winner Q1 Award –
FORD awards high delivery
reliability and quality

THE PROMISE



THE IMPORTANCE OF BALANCING



MORE SAFETY

Optimum function of ABS, ESP and shorter braking distance



LESS WEAR

Reduced stress of tyre and wheel suspension



MORE COMFORT

No vibrations on the steering wheel and in the interior

At a speed of 100 km/h, the centrifugal force of a 10 g imbalance is equal to that of a sledge hammer. Double this speed and the forces involved quadruple. Vehicles with poorly balanced wheels become dangerous:

- More stress on wheel suspension components and bearing points
- Noticeable vibrations on the steering wheel and in the interior
- Body subjected to greater physical stress
- Increased brake wear
- Increased heel and toe wear on tyres
- Braking distance increases

TYPES OF IMBALANCE

Two different types of imbalance can be found on a wheel:

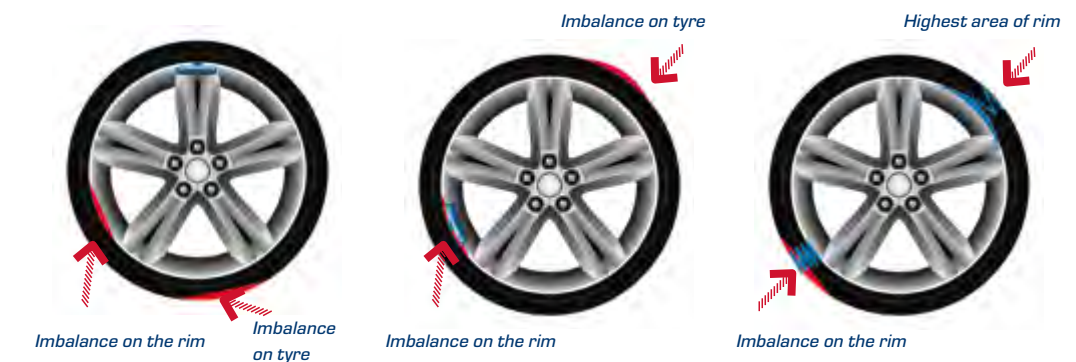


STATIC IMBALANCE:
The wheel has a tendency to jump.



DYNAMIC IMBALANCE:
The wheel has a tendency to wobble.

CORRECTING IMBALANCE ON TYRES AND RIMS



1. BALANCING

The imbalance of the tyre and rim is measured by the balancing machine and the problem is corrected using HOFMANN POWER WEIGHT balance weights.

2. MATCHING

This workshop procedure involves redating the tyre on the rim until the sources of imbalance on the rim and tyre are opposite each other. The residual imbalance is compensated with HOFMANN POWER WEIGHT balance weights.

3. SMOOTH RUNNING OPTIMISATION

A form defect of the rim can only be compensated by uneven tyre deflection. Smooth running optimisation involves placing the heavy and hard area of the tyre opposite the highest area of the rim. The residual imbalance is compensated with HOFMANN POWER WEIGHT balance weights.


THE SIX OPTIONS FOR BALANCING

PASSENGER CAR WEIGHTS




1. OPTION

Balancing using knock-on or safety weights for both levels. This type requires least mass for balancing. Most car manufactures use this option.




2. OPTION

Balancing by using adhesive weights for both levels. The weights are affixed to the inner or outer plane of the wheel in the outer most positions.




3. OPTION

Both adhesive weights are affixed on the inside of the wheel rim. The external balance level is in this case transferred back behind the spokes.




4. OPTION

The outer balancing level is relocated inside and the adhesive weight is attached in the rim centre in the brake disc area. A knock-on or safety weight is attached at the inner wheel rim flange.




5. OPTION

An adhesive weight is used at the outside of the rim. It is attached to the outer most position of the wheel. A knock-on or safety weight is used at the inner wheel rim flange.



6. OPTION

At the outer side of the wheel rim, a knock-on or safety weight is used at the rim flange. An adhesive weight is used on the inside of the wheel rim. The weight is affixed to the rim centre in the outer most position.



INSTALLATION OF KNOCK-ON WEIGHTS



SELECTION OF THE RIGHT WEIGHT

Prior to installation, select the appropriate weight from the HOFMANN POWER WEIGHT range on the basis of the rim shape. The choice is determined by the rim design. The rim flange thickness varies (steel rim/aluminium rim) and different rolling processes are used.

Put the weight beside the rim flange before installation to check the shape.



POSITIONING THE WEIGHT

Put the weight to the calculated place. Before knocking the weight on the rim, make sure that the clip is correctly touching the rim flange.



APPLYING THE WEIGHT

After positioning of the weight, apply it with an adequate tool (such as mounting pliers or hammer).

To install the weights, no more than two forceful knocks should be used. A higher number of knocks can damage the coating of the weights.



CHECKING THE PROPER INSTALLATION

After application, make sure that the weight is securely fitted.

+ Note: The suitable weights can be found with the weight configurator:

www.hofmann-powerweight.com

ZINC KNOCK-ON WEIGHTS FOR STEEL RIMS



TYPE 160

Original part of: FORD
The weights are mainly designed for the application to slim steel-rims (rim flanges of 1.5 to 1.8 mm).

Weight sizes available: 5, 10, 15, 20, 25, 30, 35, 40, 45, 50, 55, 60 g

Packaging units: 5 - 30 grams, 100 pieces/box
35 - 60 grams, 50 pieces/box

Part number: 5160-OXX0-001



TYPE 161

Original part of: TOYOTA
Universal weight for steel rims, available in silver and black.

Weight sizes available: 5, 10, 15, 20, 25, 30, 35, 40, 45, 50, 55, 60 g

Packaging units: 5 - 30 grams, 100 pieces/box
35 - 60 grams, 50 pieces/box

Part number: silver 5161-OXX0-001
black 5161-OXX3-001

TYPE 162

This type of weight is designed especially for French rims. Suitable for FIAT as well.

Weight sizes available: 5, 10, 15, 20, 25, 30, 35, 40, 45, 50, 55, 60 g

Packaging units: 5 - 30 grams, 100 pieces/box
35 - 60 grams, 50 pieces/box

Part number: 5162-OXX0-001



TYPE 164

Original part of: MERCEDES-BENZ Sprinter
This weight is suitable for French steel rims as well as for light truck steel rims (with a wider flange), e. g. FORD Transit and VW Crafter.

Weight sizes available: 5, 10, 15, 20, 25, 30, 35, 40, 45, 50, 55, 60, 65, 70, 75, 80, 85, 90 g

Packaging units: 5 - 30 grams, 100 pieces/box
35 - 60 grams, 50 pieces/box
65 - 90 grams, 25 pieces/box

Part number: 5164-OXX0-001



TYPE 168

Original part of: OPEL
Ideally suited for 13 and 14 inch rims, where the application of the weight type 160 is difficult. These weights are provided with a wider clip and a smaller weight radius.

Weight sizes available: 5, 10, 15, 20, 25, 30, 35, 40, 45, 50, 55, 60 g

Packaging units: 5 - 30 grams, 100 pieces/box
35 - 60 grams, 50 pieces/box

Part number: 5168-OXX0-001



ZINC KNOCK-ON WEIGHTS FOR ALUMINIUM RIMS



TYPE 660

Original part of: OPEL
This universal weight is ideally suited for European aluminium rims.

Weight sizes available: 5, 10, 15, 20, 25, 30, 35, 40, 45, 50, 55, 60 g

Packaging units: 5 - 30 grams, 100 pieces/box
35 - 60 grams, 50 pieces/box

Part number: 5660-OXX0-001



TYPE 661

This type is ideally suited for Japanese products.

Weight sizes available: 5, 10, 15, 20, 25, 30, 35, 40, 45, 50, 55, 60 g

Packaging units: 5 - 30 grams, 100 pieces/box
35 - 60 grams, 50 pieces/box

Part number: 5661-OXX0-001



TYPE 664

Especially developed for aluminium rims used by French manufacturers (J rim flange). Particularly suitable for RENAULT, CITROËN and PEUGEOT .

Weight sizes available: 5, 10, 15, 20, 25, 30, 35, 40, 45, 50, 55, 60 g

Packaging units: 5 - 30 grams, 100 pieces/box
35 - 60 grams, 50 pieces/box

Part number: 5664-OXX0-001



TYPE 691

Original part of: CHRYSLER
This weight is suitable for vehicles with the corresponding rims (e. g. Voyager, 300M and PT Cruiser). These weights are available in ounces only. Therefore please set the wheel balancing machine to "ounces".

Weight sizes available: 1/4, 1/2, 3/4, 1, 1 1/4, 1 1/2, 1 3/4, 2, 2 1/4, 2 1/2, 2 3/4, 3 ounces

Packaging units: 1/4- 3 ounces, 25 pieces/box

Part number: 5691-OXX0-005



TYPE 666

Original part of: FORD
The clip is shorter than the clip of the weight type 660 and therefore especially suitable for rims with a low bead seating area.

Weight sizes available: 5, 10, 15, 20, 25, 30, 35, 40, 45, 50, 55, 60 g

Packaging units: 5 - 30 grams, 100 pieces/box
35 - 60 grams, 50 pieces/box

Part number: 5666-OXX0-001

LEAD KNOCK-ON WEIGHTS

+ Note: These weights on this page do **NOT** comply with the EU end-of-life vehicles Directive 2000/53/EC and therefore, according to the EU Directive, must not be applied to M1 and N1 class vehicles.



TYPE 101

Uncoated universal weight for steel rims. Billions of these weights are used in tyre shops and service centres throughout the world.

Weight sizes available: 5, 10, 15, 20, 25, 30, 35, 40, 45, 50, 55, 60, 65, 70, 75, 80, 85, 90 g

Packaging units: 5 - 40 grams, 100 pieces/box
45 - 90 grams, 50 pieces/box

Part number: 5101-OXX0-001



TYPE 604

Uncoated universal weight for aluminium rims with standard rim flange. For rims with a low bead seating area please order type 610.

Weight sizes available: 5, 10, 15, 20, 25, 30, 35, 40, 45, 50, 55, 60 g

Packaging units: 5 - 40 grams, 100 pieces/box
45 - 60 grams, 50 pieces/box

Part number: 5604-OXX0-001



TYPE 610

Uncoated universal weight for aluminium rims with standard rim flange. The short clip prevents air loss on rims with a low bead seating area.

Weight sizes available: 5, 10, 15, 20, 25, 30, 35, 40, 45, 50, 55, 60 g

Packaging units: 5 - 40 grams, 100 pieces/box
45 - 60 grams, 50 pieces/box

Part number: 5610-OXX0-001

PASSENGER CAR SAFETY WEIGHTS



THE WEIGHT FOR PROFESSIONALS

Safety weights, or also called 2-piece weights, used in an OEM context, can also be installed professionally by specialist tyre dealers at any time using HOFMANN POWER WEIGHT weights and the appropriate tools. All you need for this is the type 336/1 tyre compression tool or a pneumatic tyre compression tool as well as the type 331/43 clip fitting tool. To install these weights without any problems and without damaging the rim, simply follow the steps below.

INSTALLATION OF SAFETY WEIGHTS



INSERT THE CLIP

Use the tyre compression tool or a pneumatic tyre compression tool to squeeze the tyre off at the point where the weight is going to be installed just far enough in order for the rim flange to be exposed.

Attach the clip at the required point. Remove the tyre compression tool.

The clip will be pressed between the rim flange and tyre, where it will remain secure.



MOUNT THE WEIGHT

Use the clip fitting tool to lift the clip so that you can push the coated weight body underneath it.

Push the weight in the right grammature under the clip.

Gradually tilt the clip fitting tool back so that the clip is able to engage in the specially provided recess in the weight body.

SAFETY WEIGHTS



TYPE 260 WITH SEPARATE CLIP

Original part of: VOLKSWAGEN
Also valid, if platforms of the same design are used at foreign plants of the manufacturers (e. g. SKODA, SEAT). The weight sizes 5 and 10 grams of the weight type 260 are made of polypropylene (PP). Our special tools 331/43 and 336/1 are required for the correct application of the weights to the rims.

The following combinations should be considered:
Weight type 260 combined with clip V3-Zn

Weight sizes available: 5, 10, 15, 20, 25, 30, 35, 40, 45, 50, 55, 60 g

Packaging units: 5 - 30 grams, 100 pieces/box
35 - 60 grams, 50 pieces/box

Part numbers:
weight: 5260-0XX0-001
clip: V3-Zn 5812-0271-302

TYPE 261 WITH SEPARATE CLIP

Original part of: MERCEDES-BENZ
The weight sizes 5 and 10 grams are made of polypropylene (PP). Our special tools 331/43 and 336/1 are required for the application of the weights to the rim. It has to be considered that MERCEDES-BENZ has not approved safety weights for all aluminium rims. If adhesive weights are specified, the weight type 360 has to be applied.

The following combinations should be considered:
Steel rims:
Weight type 261 combined with clip M1-Zn
Aluminium rims:
Weight type 261 combined with clip MA-Zn

Weight sizes available: 5, 10, 15, 20, 25, 30, 35, 40, 45, 50, 55, 60 g

Packaging units: 5 - 30 grams, 100 pieces/box
35 - 60 grams, 50 pieces/box

Part numbers:
weight: 5261-0XX0-001
clip: M1-Zn (black) 5812-0191-502
MA-Zn 5812-0201-302



+ Note: Safety weights are supplied without clips. Clips have to be ordered additionally depending on the planned purpose of use.

TYPE 274 WITH SEPARATE CLIP

Original part of: BMW, MINI
The weight sizes 5 and 10 grams are made of polypropylene (PP). Our special tools 331/43 and 336/1 are required for the application of the weights to the rim.

It has to be considered that BMW has approved safety weights only for specific aluminium rim models. All other aluminium rims have to be provided with the adhesive weight type 390.

The following combinations should be considered:

Steel rims:
Weight type 274 combined with clip B1
Aluminium rims:
Weight type 274 combined with clip B3

Weight sizes available: 5, 10, 15, 20, 25, 30, 35, 40, 45, 50, 55, 60 g

Packaging units: 5 - 30 grams, 100 pieces/box
35 - 60 grams, 50 pieces/box

Part numbers:
weight: 5274-0XX0-001
clip: B1 5812-7420-121
B3 5812-7410-321



TYPE 280 WITH SEPARATE CLIP

Original part of: VW commercial vehicles, VOLVO
The weight size 5 grams are made of polypropylene. Weight type 280 is applied in conjunction with the clip V3-Zn. Our special tools 331/43 and 336/1 are required for the application of the weights to the rim.

The following combinations should be considered:

Standard:
Weight type 280 combined with clip V3-Zn
VOLVO-Aluminium rims:
Weight type 280 combined with clip B3

Weight sizes available: 5, 10, 15, 20, 25, 30, 35, 40, 45, 50, 55, 60 g

Packaging units: 5 - 30 grams, 100 pieces/box
35 - 60 grams, 50 pieces/box

Part numbers:
weight: 5280-0XX0-001
clip: V3-Zn 5812-0271-302
B3 5812-7410-321



PASSENGER CAR ADHESIVE WEIGHTS

INSTALLATION OF ADHESIVE WEIGHTS



PRE-TREATING THE RIM

Clean the rim thoroughly with a cleaning agent that is compatible with varnish (e.g. IPA 70 %) in order to remove any residual grease, silicone or adhesive.

Please note:

A minimum of 15 °C is required in terms of both the room temperature and the rim temperature.



PRE-BENDING THE WEIGHTS

Separate the correct gramage (as calculated) from the bar. Mould the shape of the weight to match the rim radius (with protective film).

Please note:

You need to bend the weights gradually, otherwise they will break apart at the joins. You should bend the weight to a little more than the rim's radius.



REMOVAL OF THE PROTECTIVE FILM

Remove the protective film.

Please note:

Do not touch the glued surface after peeling off the film.



STICKING THE WEIGHT ON

Attach the weight to the calculated point on the rim, making sure that the weight is distributed evenly either side and the weight is parallel with the edge of the rim.



Please note:

Press down on the weight hard, working from the centre to the left and right. A minimum pressure of 1kg/cm² is required. The angle of the sticking surface should not be higher than 15° to normal.

ZINC ADHESIVE WEIGHTS FOR ALUMINIUM RIMS



TYPE 360

Original part of: AUDI, MERCEDES-BENZ, CHRYSLER, LAND ROVER
The weights have a height of 5.8 mm (incl. tape) and a width of 15 mm. Weights of 20 grams and higher feature a single groove; weights of 35 grams and higher feature two grooves; 50 grams and higher three grooves; and 65 grams and higher four grooves. This facilitates moulding to the rim radius. Segments are connected with two narrow steps, for easier and faster mounting. For vehicles, where there is no sufficient clearance in the brake caliper area, please use our weight type 361.

Weight sizes available: 5, 10, 15, 20, 25, 30, 35, 40, 45, 50, 55, 60, 65, 70, 75 g

Packaging units: 5 - 30 grams, 100 pieces/box
35 - 75 grams, 50 pieces/box

Part number: 5360-OXX0-201



TYPE 361

Original part of: PORSCHE, VOLKSWAGEN, VOLVO, FORD, OPEL
The weights have a height of 3.8 mm (incl. tape) and a width of 19 mm. Weights of 10 grams and higher feature a single groove; weights of 30 grams and higher feature two grooves; 40 grams and higher three grooves; and 55 grams and higher four grooves. This facilitates moulding to the rim radius.

Weight sizes available: 5, 10, 15, 20, 25, 30, 35, 40, 45, 50, 55, 60 g

Packaging units: 5 - 30 grams, 100 pieces/box
35 - 60 grams, 50 pieces/box

Part number: 5361-OXX0-201

TYPE 390

Original part of: BMW, MINI
The weights have a total height of 6.2 mm including adhesive tape and a width of 15 mm. Weights of 25 grams and higher feature a single groove, weights of 45 grams and higher feature two grooves. This facilitates moulding to the rim radius. For vehicles, where there is no sufficient clearance in the brake caliper area, please use our weight type 361.

Weight sizes available: 5, 10, 15, 20, 25, 30, 35, 40, 45, 50, 55, 60 g

Packaging units: 5 - 30 grams, 100 pieces/box
35 - 60 grams, 50 pieces/box

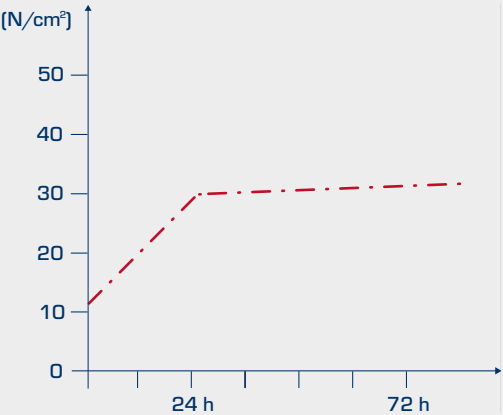
Part number: 5390-OXX0-201



ORIGINAL OEM TAPE

By following our handling instructions for adhesive strips, you can ensure the best possible long-term durability. HOFMANN POWER WEIGHT adhesive weights are compatible with all the various types of rim available on the market. They even offer maximum adhesion when used on finished surfaces such as those with a plastic or chromium coating.

- Various backing material thicknesses
- Temperature-resistant
- From - 40 °C to approx. + 250 °C. In short peaks up to approx. 650 °C
- 90 % of final adhesive strength achieved after 24 hours (depending on influence of temperature)
- Overlapping protective film for easier handling available for selected products
- Weight can be moved immediately following adhesion and with careful handling



24 h after installation, 90 % of the final adhesive strength is achieved. The final adhesive strength is achieved after 72 h.

ZINC ADHESIVE WEIGHTS FOR ALUMINIUM RIMS



TYPE 363

Original part of: KTM
The adhesive strip is individually separable and made up of 3 x 10 grams and 3 x 5 grams segments. The alternative to the single-piece weight type 360. The segments are separable without a tool. Total height including adhesive tape: 6.1 mm. Width: 15 mm.

Weight size available: 45 g
Packaging units: 100 pieces/box
alternative: 50 pieces/box

Part numbers: silver 5363-0450-701
black 5363-0453-701



TYPE 367

Bright chromium-plated version of the adhesive strip 363. Ideal for chromed passenger car and motorcycle aluminium rims.

Weight size available: 45 g
Packaging units: 100 pieces/box
alternative: 50 pieces/box

Part number: 5367-0450-701



TYPE 369

Extra slim adhesive weight. Especially for the application on vehicles, where there is little space between the brake caliper and the rim. 30 grams adhesive weight, made up of 4 x 5 grams and 4 x 2.5 grams segments. Total height including adhesive tape: 2.8 mm. Width: 19 mm. Length: 115 mm.

Weight size available: 30 g
Packaging units: 100 pieces/box
alternative: 50 pieces/box

Part number: 5369-0300-701

TYPE 365

The adhesive strip is individually separable and made up of 7 x 5 grams segments. Total height including adhesive tape: 3.8 mm. Width: 19 mm.

Weight size available: 35 g
Packaging units: 100 pieces/box
alternative: 50 pieces/box

Part number: 5365-0350-701



SPEEDLINER®-TECHNOLOGY

REMOVABLE WITHOUT LEAVING TRACES	HIGHER INITIAL TACK	CLEAN TEARING EDGES	EASY LINER REMOVAL
Marking a first, the new adhesive tape has a 5-layer structure; a special intermediate reinforcement film with exceptional tear-resistant properties ensures strong cohesion within the adhesive tape. Thanks to this long-lasting bond structure, removing the adhesive weight tape is a much easier job: Any foam residue sticks to the reinforcement film and the adhesive weight can thus be lifted off without leaving any traces behind. The <i>SPEEDLINER®</i> * adhesive tape makes time-consuming cleaning work using scrapers or aggressive toxic agents a thing of the past. As a result, fitters will save both time and money – and vehicle owners will be delighted with a solution that is gentle on rims.	The adhesive has been optimised specifically in line with HOFMANN POWER WEIGHT's specifications and not only features a higher initial tack, but also achieves its maximum final adhesive strength even faster than before. This means the adhesive weight is guaranteed to stay in place, even on rims that have not been perfectly cleaned beforehand. The balance position can still be corrected immediately thanks to the innovative bond structure, meaning that costly and time consuming readjustment work is no longer an issue.	The optimised <i>SPEEDLINER®</i> foam is perforated on each adhesive bar for passenger cars. Thus it now can be torn even more easily than before without using any tools and leaves a clean tearing edge when individual segments are separated off. Combined with the grid web technology used in the HPW adhesive weights and the perforated liner, this feature makes fitting work considerably simpler.	Stronger material has been used to create the new protective film (known as the liner). This allows the liner to grip more easily, which in turn makes removing it a quicker and more straightforward job for the fitter.

* Patent pending



UNTIL NOW:
Residue remains on the rim.




NEW:
Easy and clean removing means 50 % less time.

ZINC ADHESIVE WEIGHTS FOR ALUMINIUM RIMS



HPW 380 ADHESIVE WEIGHT WITH SPEEDLINER® TAPE



- Motorsport proven
- Extra gentle to the rim and strong adhesive at once
- Easy removal of the weight without leaving traces on the rim
- Perfect corrosion resistance
- 10 colours – suitable for every rim colour
- Up to 50 % time saving for the workshop

COLOUR UP YOUR WHEELS

COUNTER DISPLAY TYPE 380

The counter display is optimized for the garage and contains 24 endconsumer packages in mixed colours. Individual colours in refill packages can be reordered (variations see below).

Weight size available:	60 g
Packaging unit:	24 endconsumer packages x 6 adhesive bars each box
Part number:	5380-0600-79X



ENDCONSUMER
PACKAGE

COUNTER
DISPLAY

TYPE 380

The ideal adhesive strip for the garage, made up of 12 x 5 grams segments. With its six 60 grams adhesive strips, the endconsumer packages contain just the right amount of weights to properly balance the wheels of a vehicle. The refill packages are available in 10 different colours including 6 endconsumer packages. Total height including adhesive tape: 3.8 mm. Width: 19 mm.

Weight size available:	60 g
Packaging units:	
silver/black:	50 pieces/box
All colours:	36 pieces/box (splitted into 6 endconsumer packages)

Part numbers:

50 pieces in standard box:		
	silver	5380-0600-701
	black	5380-0603-701
36 pieces in refill packages:		
	silver	5380-0600-740
	red	5380-0601-740
	anthracite	5380-0602-740
	black	5380-0603-740
	chrome	5380-0604-740
	white	5380-0605-740
	blue	5380-0606-740
	yellow	5380-0607-740
	orange	5380-0608-740
	green	5380-0609-740



NEW: ADHESIVE ROLLS FOR ALUMINIUM RIMS



TYPE 355

Steel endless adhesive weight with 1.000 zinc plated and coated segments of 5 grams each on a roll. With overlaying adhesive film for easy removal before installation. The box has a special „anti-roll-back“-function to avoid slipping back of the roll in the box. Total height including adhesive tape: 3.8 mm. Width: 19 mm.

Total weight:	5 kg	
Packaging unit:	1 roll/box	
Part numbers:	silver	5355-0050-739
	black	5355-0053-739

TYPE 356

Endless adhesive weight with 1.000 coated zinc segments of 5 grams each on a roll. With overlaying adhesive film for easy removal before installation. The box has a special „anti-roll-back“-function to avoid slipping back of the roll in the box. Total height including adhesive tape: 4.4 mm. Width: 19 mm.

Total weight:	5 kg	
Packaging unit:	1 roll/box	
Part numbers:	silver	5356-0050-739
	black	5356-0053-739

TYPE 357

The new designed high-performance weight in 3D-optic. Endless adhesive weight with 1.000 coated zinc segments of 5 grams each on a roll. With overlaying adhesive film for easy removal before installation. The box has a special „anti-roll-back“-function to avoid slipping back of the roll in the box. Total height including adhesive tape: 4.4 mm. Width: 19 mm.

Total weight:	5 kg	
Packaging unit:	1 roll/box	
Part numbers:	silver	5357-0050-739
	black	5357-0053-739

NEW: SPEEDCUT® AND ACCESSORIES

SPEEDCUT®

Rollholder for all HOFMANN POWER WEIGHT adhesive rolls with integrated weight scale and innovative cutting device. The *SPEEDCUT®* is developed especially for HOFMANN POWER WEIGHT rolls and provides quick and safe operation. Multi functional for the installation on the work bench or at the wall. The suitable floor stand offers even more flexible placement.

Floor stand and rolls are available separately.

Content:	1 x <i>SPEEDCUT®</i>	
Part number:	0401-0023-150	

FLOOR STAND WITH ACCESSORIES

Floor stand with accessories for *SPEEDCUT®* for flexible placement. The multifunctional wall with holes and hooks offers a useful storage of tools.

Content:	1 x floor plate incl. 4 screws	
	1 x stand incl. 4 screws for <i>SPEEDCUT®</i>	
	5 x hooks for the wall with holes	
	1 x waste bin for weights	
	1 x waste bin for protective film	
Part number:	0401-0023-151	

REPLACEMENT BLADE

Blade for *SPEEDCUT®* in a rack with feeding assistance, easy exchange.

Content:	1 x replacement blade	
Part number:	0401-0023-152	

WASTE BIN FOR PROTECTIVE FILM

Waste bin for protective film for installation on the *SPEEDCUT®* for easy disposal of the removed protective film.

Content:	1 x waste bin for protective film	
Part number:	0401-0023-154	



LEAD ADHESIVE WEIGHTS FOR ALUMINIUM RIMS

Note: These weights on this page do **NOT** comply with the EU end-of-life vehicles Directive 2000/53/EC and therefore, according to the EU Directive, must not be applied to M1 and N1 class vehicles.



TYPE 303

60 grams adhesive weight, made up of 4 x 5 grams and 4 x 10 grams segments. Total height including adhesive tape: 5.0 mm. Width: 15 mm.

Weight size available: 60 g

Packaging units: 100 pieces/box
alternative: 50 pieces/box

Part number: 5303-0605-701



TYPE 330

60 grams adhesive weight, made up of 4 x 5 grams and 4 x 10 grams segments. Total height approx. 3.8 mm, width 19 mm. It can be applied to vehicles, where there is little space between the rim and the brake.

Weight size available: 60 g

Packaging units: 100 pieces/box
alternative: 50 pieces/box

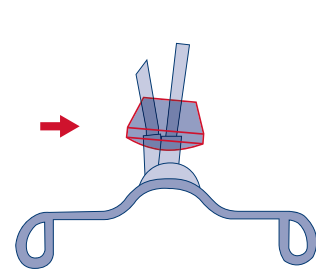
Part number: 5330-0605-701

MOTORCYCLE WEIGHTS



INSTALLATION OF MOTORCYCLE WEIGHTS

COMPENSATING STATIC IMBALANCE WITH SPOKE WEIGHTS



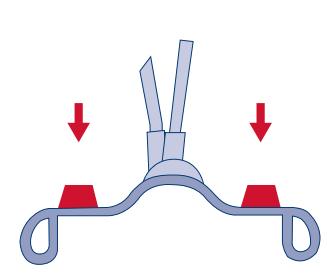
HOFMANN POWER WEIGHT balance weights are used depending on the spoke nipple diameter. The weight is secured to the spoke nipple in the centre of the rim.

BALANCING SPOKED WHEELS



The clip weights for spoked wheels are attached to the spoke nipple using HOFMANN POWER WEIGHT impact tool no. 385/1. This is the only way to avoid installation errors, as the HOFMANN POWER WEIGHT tool transfers the force necessary for ensuring that the weight is clamped securely and precisely in place. If other tools are used for installation or if the weights used can only be pressed together with a pair of pliers, the weights may work loose and fly off during travel.

COMPENSATING DYNAMIC IMBALANCE WITH ADHESIVE WEIGHTS



Dynamic imbalance is frequently also referred to as an imbalance in two lanes. The adhesive weight type 706 from the HOFMANN POWER WEIGHT range is ideal for compensating this kind of imbalance. These weights can be stuck onto the narrow rim shoulder (to the left and right-hand sides of the spokes) provided that the glued surfaces are within the permissible inclination angle of 15°. If the glued surfaces exceed an inclination angle of 15°, there is a risk of the adhesive weight losing its ability to adhere due to the centrifugal forces involved.

+ Note: The installing instruction for adhesive weights can be found on page 29.

ZINC SPOKE WEIGHTS FOR ALUMINIUM RIMS

TYPE 711

Bore diameter 6.2 mm, for spoke nipples Ø 6.4 mm according to DIN 74 371.

Weight sizes available: 5, 10, 15, 20 g

Packaging unit: 25 pieces/box

Part number: 5711-OXX0-001



TYPE 712

Bore diameter 5.5 mm, for spoke nipples Ø 6.0 mm according to DIN 74 371.

Weight sizes available: 5, 10, 15, 20 g

Packaging unit: 25 pieces/box

Part number: 5712-OXX0-001



TYPE 713

Bore diameter 5.5 and 6.2 mm, for spoke nipples Ø 6.0 and 6.4 mm according to DIN 74 371.

Weight sizes available: 10, 15, 20 g

Packaging unit: 25 pieces/box

Part number: 5713-OXX0-001



TYPE 717

Bore diameter 6.8 mm, for spoke nipples Ø 7.0 to 7.2 mm according to DIN 74 371.

Weight sizes available: 5, 10, 15, 20 g

Packaging unit: 25 pieces/box

Part number: 5717-OXX0-001



ADHESIVE WEIGHTS FOR ALUMINIUM RIMS

NEW



TYPE 706

40 grams adhesive weight, made up of 8 x 5 grams segments. Total height including adhesive tape: 4,8 mm. Width: 10 mm.

Weight size available:	40 g
Packaging unit:	50 pieces/box
Part numbers:	
uncoated	5706-0400-701
chrome	5706-0404-701
black	5706-0403-701
orange	5706-0408-701
green	5706-0409-701

TYPE 799

Original part of: BMW, TRIUMPH
The weights have a total height of 7.2 mm including tape and a width of 11 mm.

Weight sizes available:	5, 10, 15, 20, 25, 30 g
Packaging unit:	25 pieces/box
Part numbers:	5799-0XX0-201

TYPE 380

The ideal adhesive strip for the garage, made up of 12 x 5 grams segments. The refill packages are available in 10 different colours including 6 endconsumer packages. Total height including adhesive tape: 3.8 mm. Width: 19 mm.

Weight size available:	60 g
Packaging unit:	36 pieces/box (splitted into 6 endconsumer packages)
Part numbers:	
silver	5380-0600-740
red	5380-0601-740
anthracite	5380-0602-740
black	5380-0603-740
chrome	5380-0604-740
white	5380-0605-740
blue	5380-0606-740
yellow	5380-0607-740
orange	5380-0608-740
green	5380-0609-740

TRUCK
WEIGHTS



KNOCK-ON WEIGHTS FOR STEEL RIMS



TYPE 164

Original part of: MERCEDES-BENZ Sprinter
Zinc knock-on weight with powder-coated surface in silver. The weight complies with the EU directive 2000/53/EG.

Weight sizes available: 5, 10, 15, 20, 25, 30, 35, 40, 45, 50, 55, 60, 65, 70, 75, 80, 85, 90 g

Packaging units: 5 - 30 grams, 100 pieces/box
35 - 60 grams, 50 pieces/box
65 - 90 grams, 25 pieces/box

Part number: 5164-0XX0-001



TYPE 525

Balance weight for trucks with tubed tyres.

Weight sizes available: 50, 75, 100, 150, 200, 250, 300, 350, 400 g

Packaging unit: 10 pieces/box

Part number: 5525-XXX0-007



TYPE 527

Original part of: MERCEDES-BENZ, VOLVO
Balance weight for tubeless truck tyres. Suitable for rim sizes from 17.50 to 22.50 inches.

Weight sizes available: 50, 75, 100, 150, 200, 250, 300 g

Packaging unit: 10 pieces/box

Part number: 5527-XXX0-007

TYPE 529

Original part of: MERCEDES-BENZ
Balance weight for tubeless truck tyres for 22,5 inches and higher. With tight clip distance for the use on weight optimized steel rims with thin rim flange. The weights are furnished with a powder-coated surface in silver.

Weight sizes available: 50, 75, 100, 150, 200, 250, 300, 350, 400 g

Packaging unit: 10 pieces/box

Part number: 5529-XXX0-307



TYPE 530

Original part of: MERCEDES-BENZ, SCANIA, VOLVO, EVOBUS, MAN
Balance weight for tubeless truck tyres. Suitable for rim sizes from 22.50 to 26.50 inches.

Weight sizes available: 25, 50, 75, 100, 150, 200, 250, 300, 350, 400 g

Packaging unit: 10 pieces/box

Part number: 5530-XXX0-007



ADHESIVE WEIGHTS FOR ALUMINIUM RIMS

SPECIAL TOOLS & PASTES



TYPE 551
Original part of: VOLVO, EVOBUS, MERCEDES-BENZ, RENAULT
Adhesive weight for truck aluminium rims. The weight body is pre-
mium powder-coated in silver. The adhesive tape is provided with
a pull-off tag for easier handling.

Weight sizes available: 50, 75, 100, 125, 150, 175, 200,
225, 250, 300 g

Packaging unit: 10 pieces/box

Part number: 5551-XXX0-501




TYPE 550
100 grams adhesive weight, made up of 5 x 20 grams segments.
Width 15 mm, length 105 mm, total height 7 mm. The adhesive
tape is provided with a pull-off tag for easier handling.

Weight size available: 100 g

Packaging unit: 10 pieces/box

Part number: 5550-1000-507



SPECIAL TOOLS



TYPE 331/1 UNIVERSAL WEIGHT PLIERS

Standard tool for the fitting and removal of HOFMANN POWER WEIGHT knock-on weights.

Packaging unit: 1 piece
Part number: 0401-0001-000



TYPE 331/43 CLIP FITTING TOOL

Special tool for the fitting and removal of HOFMANN POWER WEIGHT balance weights with separate clip.

Opening: 15,5 mm and 19,0 mm
Packaging unit: 1 piece
Part number: 0401-0004-000



TYPE 336/1 TYRE COMPRESSION TOOL

Special tool for manual tyre bead unseating without auxiliary energy. The use of this tool allows a safe and quick application of HOFMANN POWER WEIGHT safety weights with separate clip. The design and surface finish of this tool protects tyres and rims.

Maximum opening: 335 mm
Packaging unit: 1 piece
Part number: 0401-0002-000



TYPE 385/1 INSERTION TOOL

Special tool for a safe and professional application of HOFMANN POWER WEIGHT motorcycle spoke weights type 711, 712, 713 and 717 on spoked motorcycle rims. This special tooling transmits the energy required to close the weights without damage to the spokes, rims or tyres.

For safety reasons, no other tool should be used for the application of HOFMANN POWER WEIGHT motorcycle spoke weights.

Packaging unit: 1 piece
Part number: 5001-0003-000

TYRE MOUNTING PASTES

CAR TYRE MOUNTING WAX

For an easy fitting and removal of tyres. After the installation the quality paste allows a secure hub of the tyre on the rim. Application temperature range – 15 to + 50 °C.

Packaging unit: 1 x 5 kg
Part number: 0401-0023-056

CAR TYRE MOUNTING WAX BLACK

For an easy fitting and removal of tyres. After the installation the quality paste allows a secure hub of the tyre on the rim. Because of the black colour the paste residues are almost invisible. Application temperature range – 15 to + 50 °C.

Packaging unit: 1 x 5 kg
Part number: 0401-0023-057

RUN-FLAT TYRE MOUNTING WAX

For an easy fitting and removal of tyres. In addition the quality paste allows a secure hub of the tyre on the rim. Application temperature – 15 to + 50 °C.

Packaging unit: 1 x 5 kg
Part number: 0401-0023-093

TYRE MOUNTING LIQUID

The fast drying mounting liquid prevents the appearance of white arrears on the tyre walls. The high slippage of the liquid facilitates the installation and therefore offers a saving of power and time.

Packaging unit: 1 x 5 l
Part number: 0401-0023-094

TRUCK TYRE MOUNTING WAX

For an easy fitting and removal of tyres. After the installation the quality paste allows a secure hub of the tyre on the rim. Application temperature range – 15 to + 50 °C.

Packaging units: 1 x 10 kg
alternative: 1 x 5 kg
Part numbers: 10 kg 0401-0023-058
5 kg 0401-0023-062



OEM-QUALITY

Only high-quality materials are used for the manufacturing of all HOFMANN POWER WEIGHT products. For example, the valves are made of EPDM rubber. This type of rubber is more resistant to critical environmental conditions such as cold, heat, ozone and other atmospheric influences.

LARGE PRODUCT RANGE

HOFMANN POWER WEIGHT offers a complete range of valves for passenger cars, light trucks, trucks, motorcycles, scooters, tractors and earthmover.

BEST SERVICE

HOFMANN POWER WEIGHT stands at any time with help and advice by the customer's side. Additionally assembly instructions and data sheets are provided to the customers.

BATCH MARKING

The Batch number helps to identify the age of the valve. This prevents the assembly of outdated parts and improves security.

TÜV CERTIFIED

All common valves are certified according to DIN 78030:1983.

NICKEL PLATED VALVE CORE

To prevent contact corrosion a nickel plated valve core is used in all HOFMANN POWER WEIGHT valves.

ASSEMBLY INSTRUCTION SNAP-IN VALVES

1. CHOOSING THE RIGHT VALVE



Ø rim hole: 8,8 mm
Ø rim hole: 11,3 mm
Ø rim hole: 15,7 mm

Choose the right valve as per the dimension of rim hole.



The valve stem should not extend out the rim flange.

2. CHECKING OF THE RIM HOLE



+ Note:

Maximum recommended speed when using Snap-In valves is 210 km/h. For higher speeds please use metal valves.

The rim hole has to be without grooves and damages, and has to be in accordance with the regulations of ETRTO.

3. VALVE INSTALLATION



Lubricate the Snap-in valve with soap water or a mounting paste to decrease the friction between valve and rim hole, avoiding the valves surface damage.



Use a suitable valve mounting tool. Do not stretch the valve to avoid damages. The pull-through of the valve has to take place in a straight line to the valve hole – do not tilt!

4. VALVE INSPECTION



Check the valve seat.



Inspect whether there is any damage or crack caused by installation on the valve surface.

SNAP-IN VALVES FOR PASSENGER CARS

RIM VALVES FOR TUBELESS TYRES OF PASSENGER CARS



ART.-NR.	TR	VERSION	ETRTO	A IN MM	Ø RIM HOLE IN MM	QTY
0401-5110-001	412	assembled	V2.03.6	33	11,3	100
0401-5110-004	412	chrome	V2.03.6	33	11,3	100
0401-5110-011	413	assembled	V2.03.1	42,5	11,3	100
0401-5110-012	413	partly assembled	V2.03.1	42,5	11,3	100
0401-5110-013	413	unassembled	V2.03.1	42,5	11,3	100
0401-5110-014	413	chrome	V2.03.1	42,5	11,3	100
0401-5110-021	414	assembled	V2.03.2	48,5	11,3	100
0401-5110-022	414	partly assembled	V2.03.2	48,5	11,3	100
0401-5110-023	414	unassembled	V2.03.2	48,5	11,3	100
0401-5110-024	414	chrome	V2.03.2	48,5	11,3	100
0401-5110-031	414L	assembled	V2.03.8	56,5	11,3	100
0401-5110-041	415	assembled	V2.03.3	42,5	15,7	100
0401-5110-051	418	assembled	V2.03.4	61,5	11,3	100
0401-5110-052	418	partly assembled	V2.03.4	61,5	11,3	100

Maximum working pressure at room temperature: 4,5 bar
Maximum recommended speed when using Snap-in valves is 210 km/h. For higher speeds please use metal valves.

CLAMP-IN VALVES FOR PASSENGER CARS

RIM VALVES FOR TUBELESS TYRES OF PASSENGER CARS AND LIGHT TRUCKS

ART.-NR.	DESCRIPTION	A IN MM	Ø RIM HOLE IN MM	QTY
0401-5110-301	35MS11,3	35	11,3	100

Installation torque: 9-14 Nm




ART.-NR.	TR	ETRTO	A IN MM	Ø RIM HOLE IN MM	QTY
0401-5110-311	416S	V2.05.1	39	11,3	100

Installation torque: 3-5 Nm



RIM VALVES FOR TUBELESS TYRES OF LIGHT TRUCKS



ART.-NR.	TR	A IN MM	Ø RIM HOLE IN MM	QTY
0401-5110-061	600HP	44	11,3	100
0401-5110-071	602HP	63	11,3	100

Maximum working pressure at room temperature: 6,9 bar

ART.-NR.	DESCRIPTION	Ø RIM HOLE IN MM	QTY
0401-5111-341	Invisible valves	11,3	1 Set
0401-5211-041	Spare adapter	-	1

Installation torque: 7-10 Nm



CLAMP-IN VALVES FOR PASSENGER CARS

RIM VALVES FOR TUBELESS TYRES OF PASSENGER CARS AND LIGHT TRUCKS



BRASS

ART.-NR.	DESCRIPTION	A IN MM	Ø RIM HOLE IN MM	QTY
0401-5110-321	42MS11,3 chrome	42	11,3	100
Installation torque: 3-5 Nm				



ART.-NR.	DESCRIPTION	A IN MM	Ø RIM HOLE IN MM	QTY
0401-5112-322	42MS11,3 red	42	11,3	4
Installation torque: 5-6 Nm				

ALUMINIUM



ART.-NR.	DESCRIPTION	A IN MM	Ø RIM HOLE IN MM	QTY
0401-5110-331	42MS11,3 silver	42	11,3	100
Installation torque: 3-5 Nm				



ART.-NR.	DESCRIPTION	A IN MM	Ø RIM HOLE IN MM	QTY
0401-5114-332	42MS11,3 black	42	11,3	20
Installation torque: 3-5 Nm				

VALVE ACCESSORIES FOR PASSENGER CARS

VALVE CAPS

ART.-NR.	DESCRIPTION	QTY
0401-5210-001	Plastic valve cap with sealing, black	100
0401-5210-002	Plastic valve cap with sealing, green	100
0401-5210-003	Plastic valve cap with sealing, blue	100
0401-5210-004	Plastic valve cap with sealing, yellow	100
0401-5210-005	Metal valve cap with sealing	100



VALVE CORES

ART.-NR.	TR	DESCRIPTION	QTY
0401-5210-021	C1	Valve core short, nickel plated	100
0401-5210-022	C1-L	Valve core long, nickel plated	100



VALVE TOOLS

ART.-NR.	DESCRIPTION	QTY
0401-0023-060	Valve screw driver, single	1
0401-0025-014	Valve screw driver, double ended	1
0401-0023-059	Valve mounting lever	1



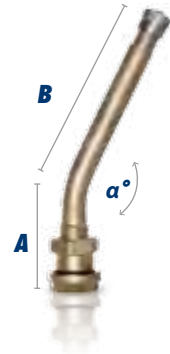
VALVES FOR TRUCKS

RIM VALVES FOR TUBELESS TYRES OF TRUCKS

DROP-CENTRE RIMS Ø9,7 MM




ART.-NR.	ETRTO	A IN MM	QTY
0401-5133-001	V3.20.1	36	10
0401-5133-002	90MS9,7	85	10
Installation torque: 12-15 Nm			



ART.-NR.	ETRTO	A IN MM	B IN MM	α°	QTY
0401-5133-021	V3.20.4	25	60	153°	10
0401-5133-022	V3.20.5	25	40	153°	10
0401-5133-023	V3.20.6	25	85	153°	10
0401-5133-024	V3.20.7	25	50	153°	10
0401-5133-025	V3.20.12	25	70	153°	10
Installation torque: 12-15 Nm					



ART.-NR.	TR	A IN MM	QTY
0401-5133-061	TR542	32	10
Installation torque: 9-14 Nm For ALCOA-Rims			



ART.-NR.	TR	A IN MM	B IN MM	α°	QTY
0401-5133-041	V3.22.1	25	28	135°	10
Installation torque: 12-15 Nm For disc-wheels of MERCEDES-BENZ (ACTROS), SCANIA, MAN, VOLVO...					


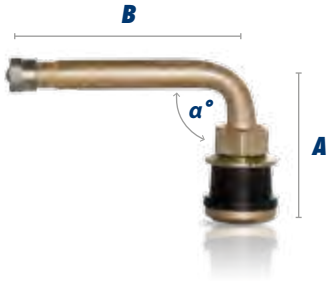
RIM VALVES FOR TUBELESS TYRES OF TRUCKS

DROP-CENTRE RIMS Ø 15,7 MM

ART.-NR.	TR	ETRTO	A IN MM	B IN MM	α°	QTY
0401-5133-101	TR570C	V3.21.9	33	51	90°	10
0401-5133-102	TR571C	V3.21.10	33	58	90°	10
0401-5133-103	TR572C	V3.21.11	33	67	90°	10
0401-5133-104	TR573C	V3.21.12	33	83	90°	10
Installation torque: 4-6 Nm						

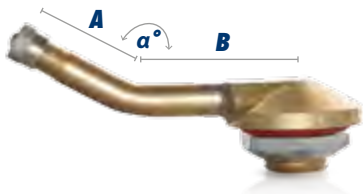
ART.-NR.	TR	ETRTO	A IN MM	QTY
0401-5133-081	TR575	V3.21.1	29	10
Installation torque: 4-6 Nm				

ART.-NR.	ETRTO	A IN MM	QTY
0401-5133-121	V3.12.1	40	10
0401-5133-122	V3.12.2	95	10
Installation torque: 25-31 Nm			

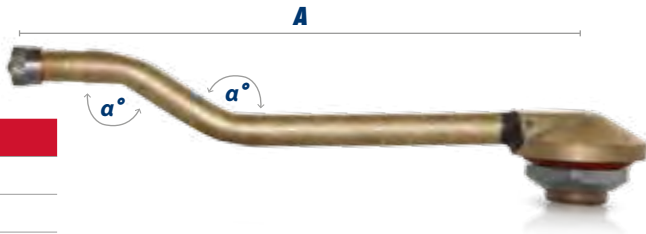


FLAT BASE RIMS Ø20,5 MM

ART.-NR.	ETRTO	A IN MM	B IN MM	α°	QTY
0401-5133-142	V3.16.1	29	36	150°	10
Installation torque: 25-31 Nm					



ART.-NR.	ETRTO	A IN MM	α°	QTY
0401-5133-162	V3.18.2	127	146°	10
Installation torque: 25-31 Nm				



VALVE ACCESSORIES FOR TRUCKS

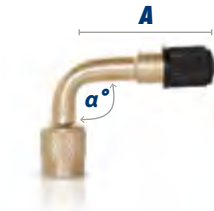
VALVE EXTENSIONS AND ACCESSORIES



ART.-NR.	DESCRIPTION	QTY
0401-5233-001	Flexible rubber valve extension, 105 mm	10
0401-5233-002	Flexible rubber valve extension, 125 mm	10
0401-5233-003	Flexible rubber valve extension, 140 mm	10
0401-5233-004	Flexible rubber valve extension, 180 mm	10
0401-5233-005	Flexible rubber valve extension, 210 mm	10



ART.-NR.	DESCRIPTION	QTY
0401-5233-021	Plastic valve extension, 98 mm	10
0401-5233-022	Plastic valve extension, 133 mm	10
0401-5233-023	Plastic valve extension, 153 mm	10



ART.-NR.	DESCRIPTION	A IN MM	α°	QTY
0401-5233-061	Brass valve extension	34	90	10



ART.-NR.	DESCRIPTION	QTY
0401-5233-041	Holder for valve extension	10

VALVES FOR TRACTORS

AIR/WATER RIM VALVE FOR TRACTORS Ø 15,7 MM

ART.-NR.	TR	ETRTO	A IN MM	QTY
0401-5143-001	618A	V5.01.1	50,5	10
Installation torque: 5-8,5 Nm				



A



A

ART.-NR.	TR	ETRTO	A IN MM	B IN MM	α°	QTY
0401-5143-021	623A	V5.02.3	39	54	115°	10
Installation torque: 5-8,5 Nm						

VALVE CORE HOUSING


ART.-NR.	TR	ETRTO	A IN MM	QTY
0401-5243-001	CH3	V4.02.1	20,5	10



A

VALVES FOR EARTHMOVERS

RIM VALVES FOR TUBELESS TYRES OF EARTHMOVERS Ø20,5 MM




ART.-NR.	TR	ETRTO	A IN MM	B IN MM	α°	QTY
0401-5153-001	J650-03	V5.04.1	27	79	100°	10
0401-5153-002	J651-03	V5.04.2	32	119	90°	10

Installation torque: 20-23 Nm



ART.-NR.	TR	ETRTO	A IN MM	QTY
0401-5153-021	J670-03	V5.03.1	47	10

Installation torque: 20-23Nm



ART.-NR.	TR	ETRTO	A IN MM	QTY
0401-5153-041	J690	V5.05.1	119	10


Installation torque: 20-23 Nm

VALVES FOR MOTORCYCLES & SCOOTER

ALUMINIUM RIM VALVE Ø8,3 MM

ART.-NR.	DESCRIPTION	A IN MM	B IN MM	α°	QTY
0401-5120-041	25MS8,3	23	25	97°	100

Installation torque: 3-5 Nm



RIM VALVE Ø8,8 MM

ART.-NR.	TR	A IN MM	QTY
0401-5120-001	438	40,5	100



ART.-NR.	A IN MM	B IN MM	α°	QTY
0401-5120-021	30	30	90°	100



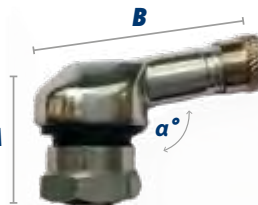
RIM VALVE Ø 11,3 MM

ART.-NR.	TR	A IN MM	B IN MM	α°	QTY
0401-5120-011	412L	31	30	90°	100



ART.-NR.	DESCRIPTION	A IN MM	B IN MM	α°	QTY
0401-5120-031	25MS11,3	22	25	97°	100

Installation torque: 3-5 Nm



CUSTOMER SERVICE & ORDERING

HOFMANN POWER WEIGHT is committed to providing its customers with superior service. Regardless of your question, please contact the professional customer service department at:

Phone: +49 931 - 32104-0
Fax: +49 931 - 32104-999
E-Mail: sales@hofmann-powerweight.com
www.hofmann-powerweight.com

HOW TO ORDER



TYPE 161

Original part of: TOYOTA
Universal weight for steel rims, available in silver and black.

Weight sizes available: 5, 10, 15, 20, 25, 30, 35, 40, 45, 50, 55, 60 g

Packaging units: 5 - 30 grams, 100 pieces/box
35 - 60 grams, 50 pieces/box

Part numbers: silver 5161-0XX0-001
black 5161-0XX3-001



1 SELECT PART NUMBER
This instruction refers to standard variations. Part numbers can differ in client-specific variations.

2 SELECT GRAMMATURE (ONLY FOR KNOCK-ON-WEIGHTS)
Select the preferred grammature and add it to the part number in place of XX at position six and seven.

3 FINAL PART NUMBER
5161-0403-001 for a 40 grams knock-on weight 161, black

